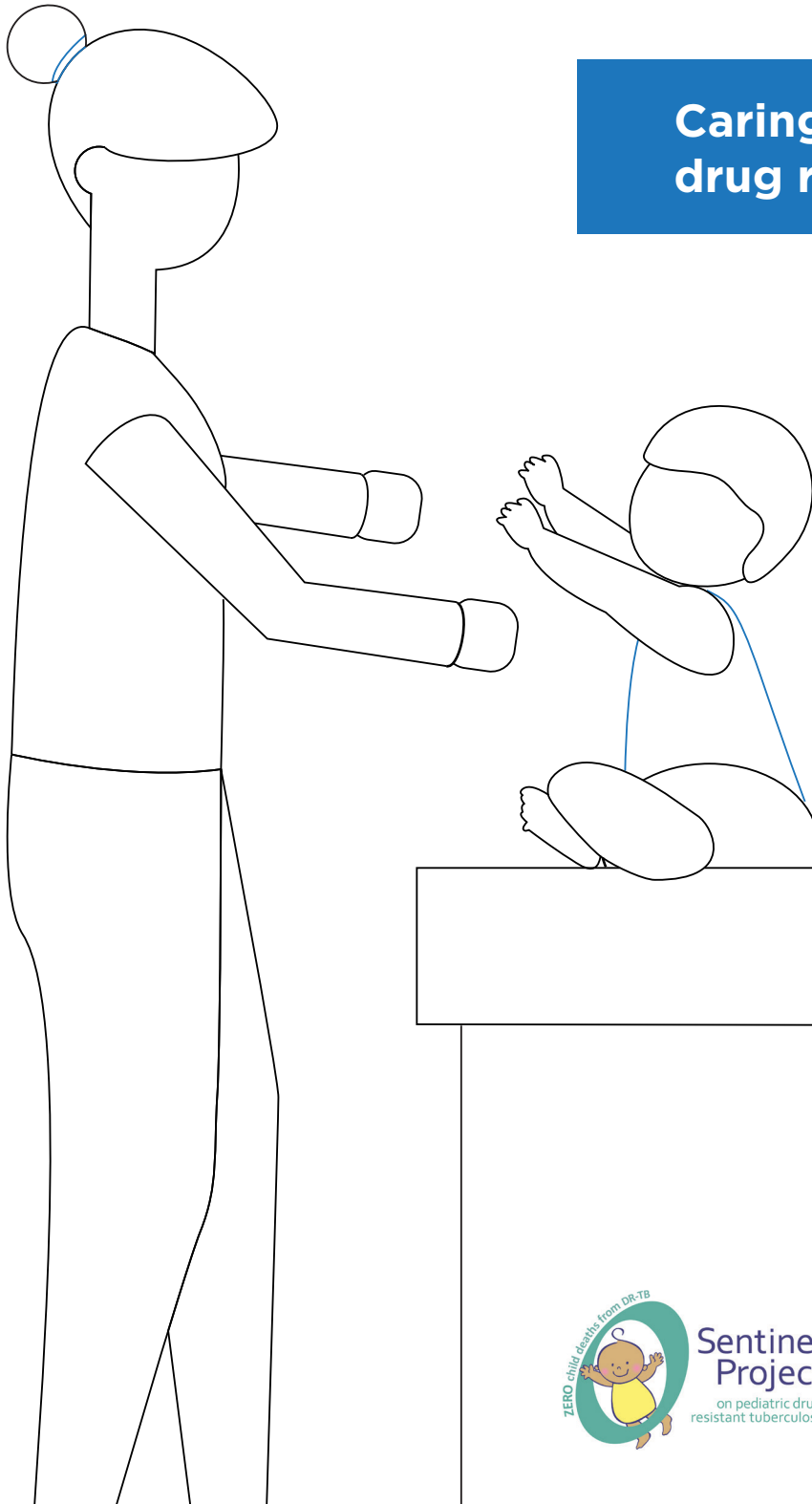


Drug-Resistant TB

&

Me


Caring for a child with
drug resistant TB



Sentinel
Project
on pediatric drug-
resistant tuberculosis

Stop TB Partnership
GLOBAL DRUG FACILITY

Tuberculosis—or what is usually called TB—is a sickness caused by a germ that is spread through the air. A child becomes sick with TB when he or she breathes in the germ and it attacks his or her body. Usually the germ causes problems in the lungs, but in children it can cause problems in any part of the body. Children with tuberculosis may have cough or fever or may be tired, less interested in school or playing, and they usually lose weight

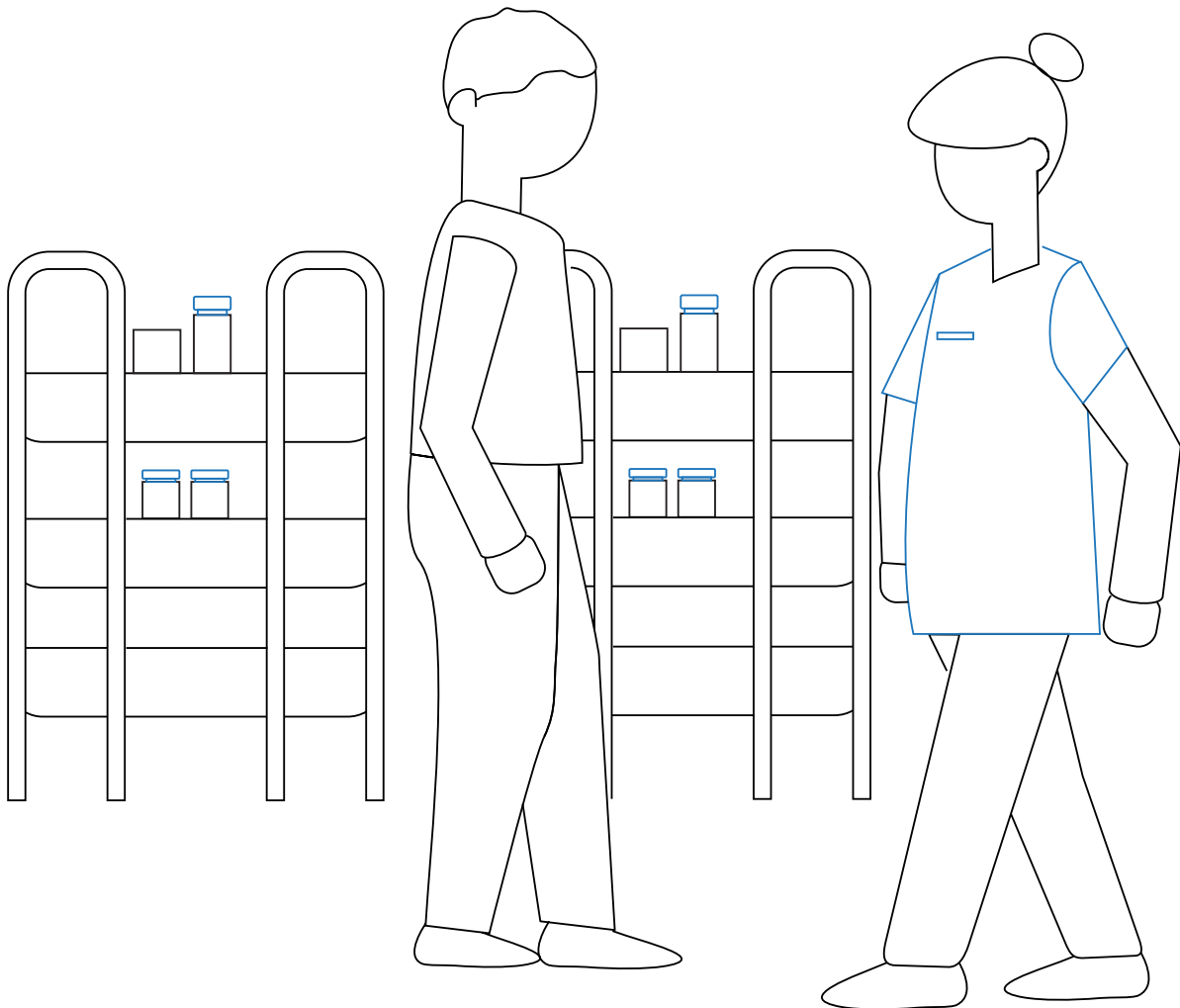


Almost all children with TB get better if they take medicine that can kill the TB germ. There are different kinds of medicine used to treat TB. Sometimes children will have a form of TB called “drug-resistant TB” or “DR-TB”. The name means the usual medicines for treating TB are not able to kill this kind of TB. The child will still get better if he or she takes her medicine, but with drug-resistant TB, he or she will need to take more tablets for a longer period of time.

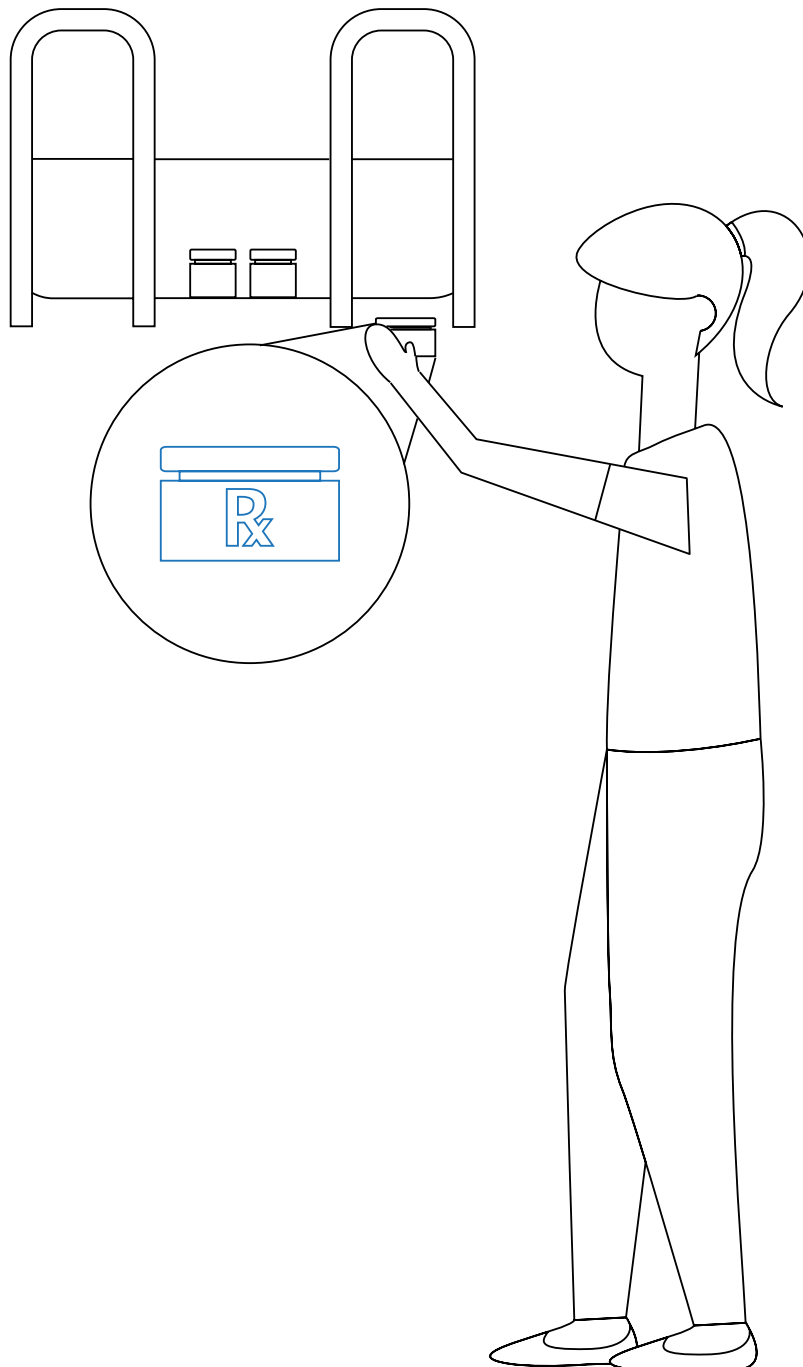


The child will need to take all of the tablets each and every day in order to get better. Preparing the medications for the child to take is a very important job. But it is a job you can do if you follow the instructions in this booklet. And remember, a health worker, nurse, or doctor can help if there are any questions about the medication. Everyone is here to make sure your child can get well again.

To start, the nurse or health worker will explain to you the names of each of the medicines your child is taking. He or she will show you each medicine and tell you the name of the medicine. Many of the names of the medicines are long or sound strange. Make sure the nurse or the health worker explains things clear and make sure to ask all the questions you have.

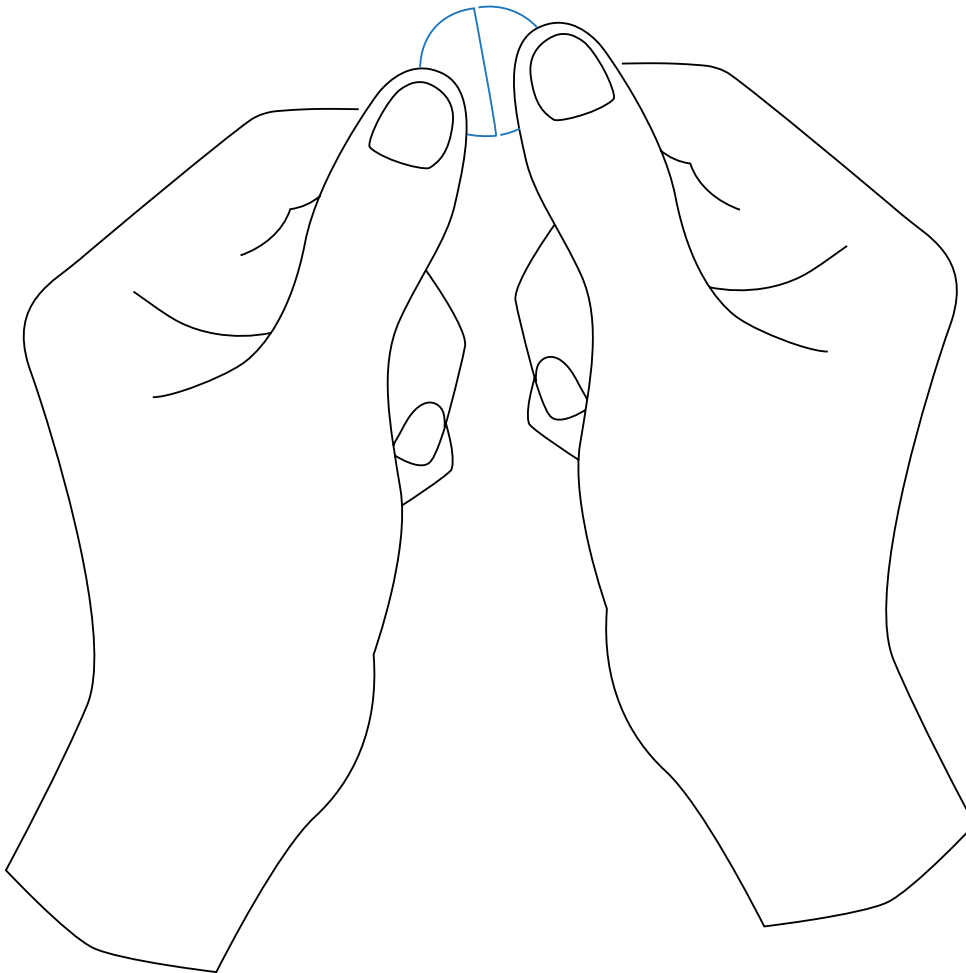


You should make sure to store the medicines in a safe and dry place. This place should be out of the reach of any children. The medicines should also be stored in bins or boxes with tight lids that cannot be easily opened by children.

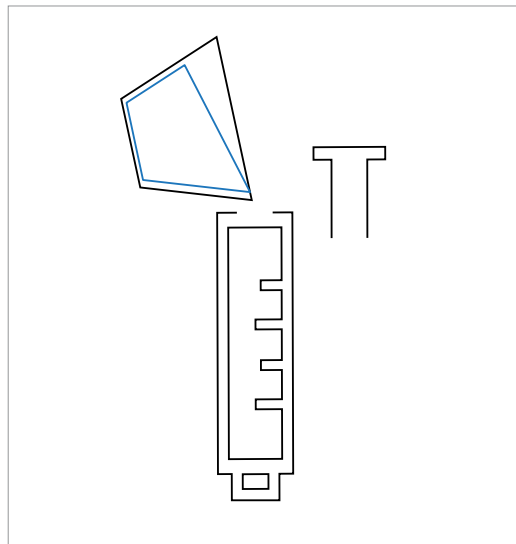
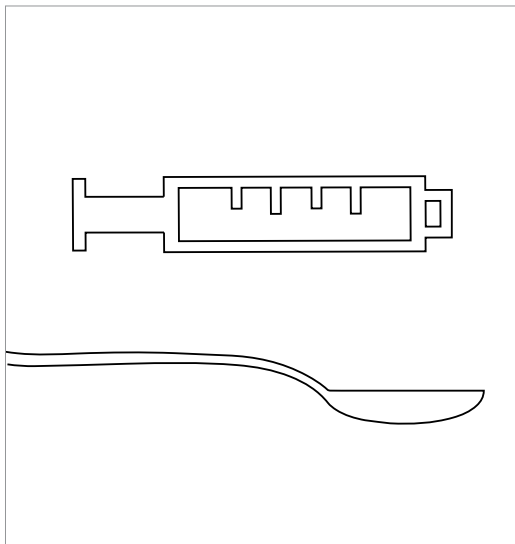
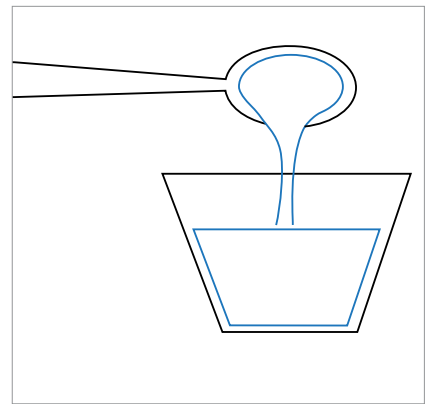
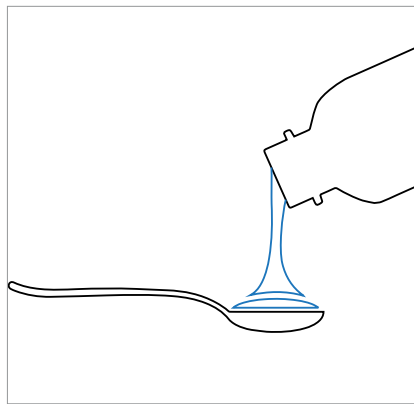



When it is time for the child to take the medicine, bring it down from its storage area and prepare it to give to the child. Try and do this at a time when the child can be calm for a few minutes and also when you have time to spend with the child.


Some of the tablets may need to be broken in half. The health worker or nurse will tell you if you need to break the tablet in half, or they may help you break the tablet before you bring the medicine home.



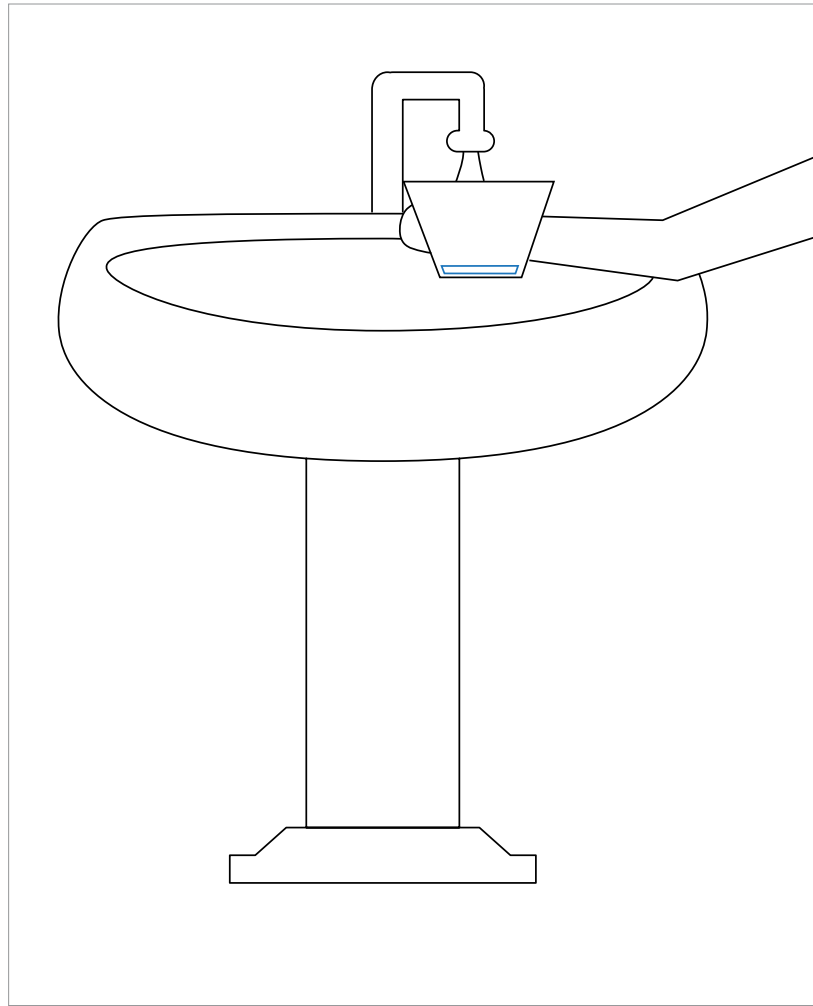
The tablet or half tablet will need to be mixed with liquid. You can use liquid like water that has been boiled and cooled, milk, or expressed breastmilk. Or you can use porridge or yogurt if your child prefers this. The next step will be to prepare the liquid. It is recommended that about 1 small spoonful of liquid be used for mixing each tablet. The spoonful of liquid can be placed in a small cup. You health care worker might also give you a syringe in which to put the liquid.




You should then add the tablet or half a tablet to the liquid. It will begin to dissolve and you can shake or stir it to mix the tablet with the liquid. When all the tablet is dissolved, you can administer the medicine to the child.



The child should drink and swallow the medicine, and then a little more liquid should be added to the container to rinse any grains of medicine that are left behind. The child should drink this liquid as well. The same process should be repeated with each medication.



The child may cry or not want to take the medicine. He or she may also spit it out. This is why it is important to mix the medicine with a liquid the child will take. It is also important to develop a routine around giving and taking the medicine. It should be done in a safe, quiet place. The child should be praised when the medicine is taken and could be offered a hug or other reward when the process is done (like time to play with a favorite toy or a sticker). If the child refuses to take the medicine, call your nurse or health care worker and let them know. If the child does take the medicine, be sure to mark this down someplace. Experience has also shown that children have an easier time taking their medication if they are involved in the process in some way. This could include having the child decorate his or her pill box, holding the cup or spoon with the medication in it, or placing a “tick mark” on their adherence paper after they have received the medication.



Preparing, giving, and taking the medicine for DR-TB can be hard, but if you ask for help and support your child will get well. Think about people you can ask for help and write down (or have someone help you write down) some ideas for making the medications easier to take.